



ADAPTOR/D CERAMIC



Lbs	RG	DIFF	INT
12	2.61	.038	.007
13	2.59	.038	.007
14	2.51	.055	.020
15	2.48	.055	.024
16	2.48	.055	.024

Factory Finish: ICE "I" PAD


ADAPTOR/D CERAMIC



Lbs	RG	DIFF	INT
12	2.61	.038	.007
13	2.59	.038	.007
14	2.51	.055	.020
15	2.48	.055	.024
16	2.48	.055	.024

Factory Finish: ICE "I" PAD

ADAPTOR/D CERAMIC



Lbs	RG	DIFF	INT
12	2.61	.038	.007
13	2.59	.038	.007
14	2.51	.055	.020
15	2.48	.055	.024
16	2.48	.055	.024

Factory Finish: ICE "I" PAD

Use the Inception™ DCT Pearl on medium-heavy lanes where a stronger shell is needed.

The S86R™ Pearl Coverstock is the strongest used on any 900 Global ball to date.

Use the Inception™ DCT Pearl on medium-heavy lanes where a stronger shell is needed.

The S86R™ Pearl Coverstock is the strongest used on any 900 Global ball to date.

Use the Inception™ DCT Pearl on medium-heavy lanes where a stronger shell is needed.

The S86R™ Pearl Coverstock is the strongest used on any 900 Global ball to date.



More Info: 900Global.com  
More Flip Cards: bowlingdisplays.com



More Info: 900Global.com  
More Flip Cards: bowlingdisplays.com



More Info: 900Global.com  
More Flip Cards: bowlingdisplays.com