



## DIVA CORE

FACTORY FINISH	Low (10)	High (225)	Low (10)	High (225)	Low (10)	High (225)	Low (10)	High (225)	Low (10)	High (225)
BREAKPOINT SHAPE	Smooth Arc (10)	Angular (130)	Smooth Arc (10)	Angular (130)	Smooth Arc (10)	Angular (130)	Smooth Arc (10)	Angular (130)	Smooth Arc (10)	Angular (130)
FLARE POTENTIAL	Low (0)	High (1.060)	Low (0)	High (1.060)	Low (0)	High (1.060)	Low (0)	High (1.060)	Low (0)	High (1.060)
RG - AVERAGE	Cover Heavy (1)	Cover Heavy (1)	Cover Heavy (1)	Cover Heavy (1)	Cover Heavy (1)	Cover Heavy (1)	Cover Heavy (1)	Cover Heavy (1)	Cover Heavy (1)	Cover Heavy (1)
COVER STOCK	Low (10)	High (225)	Low (10)	High (225)	Low (10)	High (225)	Low (10)	High (225)	Low (10)	High (225)



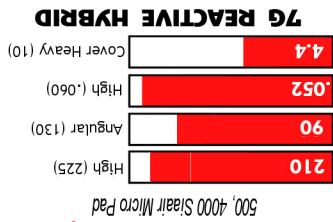
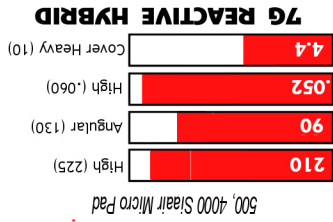
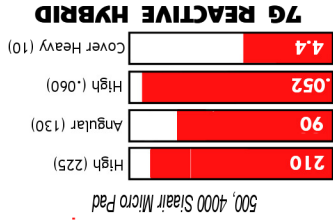
## DIVA CORE

FACTORY FINISH	Low (10)	High (225)	Low (10)	High (225)	Low (10)	High (225)	Low (10)	High (225)	Low (10)	High (225)
BREAKPOINT SHAPE	Smooth Arc (10)	Angular (130)	Smooth Arc (10)	Angular (130)	Smooth Arc (10)	Angular (130)	Smooth Arc (10)	Angular (130)	Smooth Arc (10)	Angular (130)
FLARE POTENTIAL	Low (0)	High (1.060)	Low (0)	High (1.060)	Low (0)	High (1.060)	Low (0)	High (1.060)	Low (0)	High (1.060)
RG - AVERAGE	Cover Heavy (1)	Cover Heavy (1)	Cover Heavy (1)	Cover Heavy (1)	Cover Heavy (1)	Cover Heavy (1)	Cover Heavy (1)	Cover Heavy (1)	Cover Heavy (1)	Cover Heavy (1)
COVER STOCK	Low (10)	High (225)	Low (10)	High (225)	Low (10)	High (225)	Low (10)	High (225)	Low (10)	High (225)



## DIVA CORE

FACTORY FINISH	Low (10)	High (225)	Low (10)	High (225)	Low (10)	High (225)	Low (10)	High (225)	Low (10)	High (225)
BREAKPOINT SHAPE	Smooth Arc (10)	Angular (130)	Smooth Arc (10)	Angular (130)	Smooth Arc (10)	Angular (130)	Smooth Arc (10)	Angular (130)	Smooth Arc (10)	Angular (130)
FLARE POTENTIAL	Low (0)	High (1.060)	Low (0)	High (1.060)	Low (0)	High (1.060)	Low (0)	High (1.060)	Low (0)	High (1.060)
RG - AVERAGE	Cover Heavy (1)	Cover Heavy (1)	Cover Heavy (1)	Cover Heavy (1)	Cover Heavy (1)	Cover Heavy (1)	Cover Heavy (1)	Cover Heavy (1)	Cover Heavy (1)	Cover Heavy (1)
COVER STOCK	Low (10)	High (225)	Low (10)	High (225)	Low (10)	High (225)	Low (10)	High (225)	Low (10)	High (225)



**BALL MOTION CHARACTERISTICS**  
The Divine is the strongest Diva to date. Provides ultimate traction in the mid-lane with a powerful backend motion through the pins

**LANE CONDITIONS** Medium to Oily

**More Info:** [dvbbowling.com](http://dvbbowling.com)  
**Flip Cards:** [bowlingdisplays.com](http://bowlingdisplays.com)

**BALL MOTION CHARACTERISTICS**  
The Divine is the strongest Diva to date. Provides ultimate traction in the mid-lane with a powerful backend motion through the pins

**LANE CONDITIONS** Medium to Oily

**More Info:** [dvbbowling.com](http://dvbbowling.com)  
**Flip Cards:** [bowlingdisplays.com](http://bowlingdisplays.com)

**BALL MOTION CHARACTERISTICS**  
The Divine is the strongest Diva to date. Provides ultimate traction in the mid-lane with a powerful backend motion through the pins

**LANE CONDITIONS** Medium to Oily

**More Info:** [dvbbowling.com](http://dvbbowling.com)  
**Flip Cards:** [bowlingdisplays.com](http://bowlingdisplays.com)