



Dual Flip
Symmetric
Low RG

FACTORY FINISH	Low (10)	High (250)	Angular (150)	High (.060)	Cover Heavy (10)
HOOK POTENTIAL	Low (10)	High (250)	Angular (150)	High (.060)	Cover Heavy (10)
BREAKPOINT SHAPE	Smooth Arc (10)	High (250)	Angular (150)	High (.060)	Cover Heavy (10)
FLARE POTENTIAL	Low (0)	High (250)	Angular (150)	High (.060)	Cover Heavy (10)
RG - AVERAGE	Cover Heavy (1)	High (250)	Angular (150)	High (.060)	Cover Heavy (10)
COVER STOCK	Low (10)	High (250)	Angular (150)	High (.060)	Cover Heavy (10)



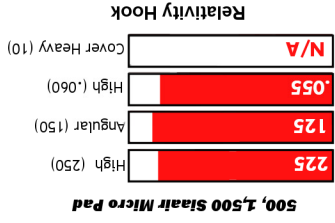
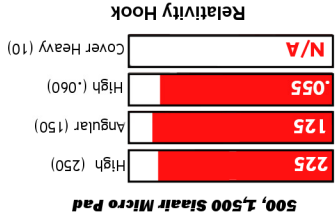

Dual Flip
Symmetric
Low RG

FACTORY FINISH	Low (10)	High (250)	Angular (150)	High (.060)	Cover Heavy (10)
HOOK POTENTIAL	Low (10)	High (250)	Angular (150)	High (.060)	Cover Heavy (10)
BREAKPOINT SHAPE	Smooth Arc (10)	High (250)	Angular (150)	High (.060)	Cover Heavy (10)
FLARE POTENTIAL	Low (0)	High (250)	Angular (150)	High (.060)	Cover Heavy (10)
RG - AVERAGE	Cover Heavy (1)	High (250)	Angular (150)	High (.060)	Cover Heavy (10)
COVER STOCK	Low (10)	High (250)	Angular (150)	High (.060)	Cover Heavy (10)



Dual Flip
Symmetric
Low RG

FACTORY FINISH	Low (10)	High (250)	Angular (150)	High (.060)	Cover Heavy (10)
HOOK POTENTIAL	Low (10)	High (250)	Angular (150)	High (.060)	Cover Heavy (10)
BREAKPOINT SHAPE	Smooth Arc (10)	High (250)	Angular (150)	High (.060)	Cover Heavy (10)
FLARE POTENTIAL	Low (0)	High (250)	Angular (150)	High (.060)	Cover Heavy (10)
RG - AVERAGE	Cover Heavy (1)	High (250)	Angular (150)	High (.060)	Cover Heavy (10)
COVER STOCK	Low (10)	High (250)	Angular (150)	High (.060)	Cover Heavy (10)



BALL MOTION CHARACTERISTICS
Fanatic SS (strong symmetric) provides easy length, outstanding mid-lane traction with a strong backend motion

LANE CONDITIONS Medium Oily to Oily

More Info: bowlingbrunswick.com
Flip Cards: bowlingdisplays.com

BALL MOTION CHARACTERISTICS
Fanatic SS (strong symmetric) provides easy length, outstanding mid-lane traction with a strong backend motion

LANE CONDITIONS Medium Oily to Oily

More Info: bowlingbrunswick.com
Flip Cards: bowlingdisplays.com

BALL MOTION CHARACTERISTICS
Fanatic SS (strong symmetric) provides easy length, outstanding mid-lane traction with a strong backend motion

LANE CONDITIONS Medium Oily to Oily

More Info: bowlingbrunswick.com
Flip Cards: bowlingdisplays.com